

symbol[®] LS 9100

Please save this sheet. This sheet is required in the event a scanner needs to be reprogrammed. Before reprogramming a scanner please contact an Edmunds hardware technician.



1




Set Synapse PC Wedge Defaults

2



Enable LS 9100 Communication

3




SCAN OPTIONS

4




Send Control Key Codes

5



<DATA> <SUFFIX>

6



ENTER

symbol[®] LS 9100

Please save this sheet. This sheet is required in the event a scanner needs to be reprogrammed. Before reprogramming a scanner please contact an Edmunds hardware technician.




1



Enable Function Key Mapping

2



SCAN OPTIONS

3



<DATA> <SUFFIX>

4



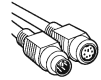
ENTER

symbol[®] LS 9208

Please save this sheet. This sheet is required in the event a scanner needs to be reprogrammed. Before reprogramming a scanner please contact an Edmunds hardware technician.



Keyboard Wedge Interface



1



IBM PC/AT & IBM PC Compatibles¹

2



Enable

3



Scan Options

4



<DATA> <SUFFIX>

5



Enter

symbol[®] LS 9208

Please save this sheet. This sheet is required in the event a scanner needs to be reprogrammed. Before reprogramming a scanner please contact an Edmunds hardware technician.



1



Enable Function Key Mapping

2



Scan Options

3



<DATA> <SUFFIX>

4



Enter



1. ENTER/EXIT PROGRAM MODE



2. RECALL DEFAULTS



5. ENTER/EXIT PROGRAM
MODE

